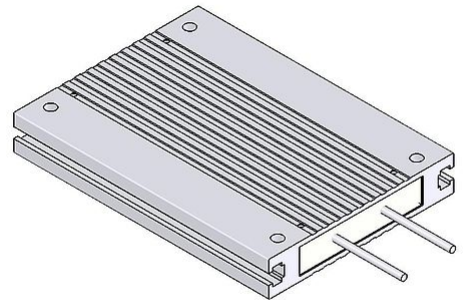



DATA SHEET

GWS 80x15-S | 80 - 160 W
Aluminium Resistor
cRUus 600 / 1000 V



Article-No.		ds3000 3752		
Type		GWS 110	GWS 130	GWS 216
Pulse Power (W) $T_a \sim 40\text{ °C}$ *referred to a cycle duration of 120s Approximate value (depending on resistance)	ED 6 %*	720	900	1440
	ED 15 %*	400	500	800
	ED 25 %*	240	300	480
	ED 35 %*	200	250	400
	ED 40 %*	160	200	320
Nominal continuous power (W) $T_a \sim 40\text{ °C}$		80	100	160
Resistance Values at 20°C (Ohm)		3.6 - 910	3.6 - 910	6.8 - 1200
Tolerance of resistance at 20°C		±10 %		
Degree of protection (EN 60529) (in the accordingly screwed on state)		IP 65		
Max. permissible operating voltage		UL 600 / 1000 V		
Cooling		natural convection		
Housing temperature at nominal continuous power $T_a \sim 40\text{ °C}$		<250 °C		
Electrical terminal		2x AWG 18; l=25 cm		
Operation temperature range		-25 ... +40 °C		
Testing voltage		2.7 kV AC 1 s		
Approvals/markings		UL; CSA		
Mounting positions				

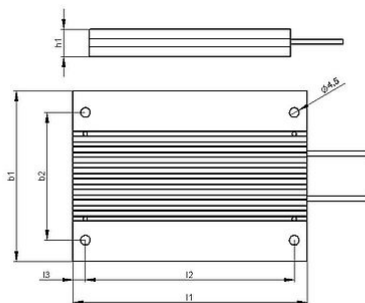
Subject to technical modifications



Powerful Resistors



DATA SHEET



Article-No.		ds3000 3752		
Type		GWS 110	GWS 130	GWS 216
Length [mm]	l1	110	130	216
	l2	98	118	204
	l3	6	6	6
Width [mm]	b1	80	80	80
	b2	60	60	60
Height [mm]	h1	15	15	15
Weight approx. [kg]		0.3	0.4	0.6
Isolation resistance		>10 M Ohm		
Last update		2014-01-22		

Mounting instruction:

The distance between the two fixing points increase at 0,85 mm / 100 mm while heating (mounting with fixed and movable bearing).

The resistor should be protected by appropriate safety measures against overloading.

Do not mount the resistor with any obstruction in the air inlet or air outlet area.

Mount the resistor on a plane area.

The resistor has to be grounded.