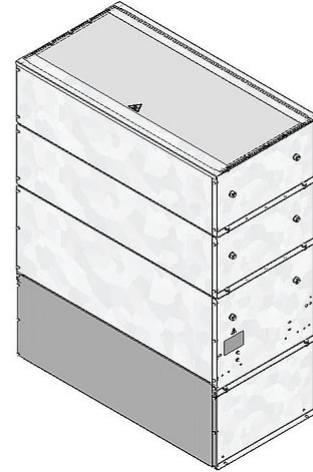



DATA SHEET

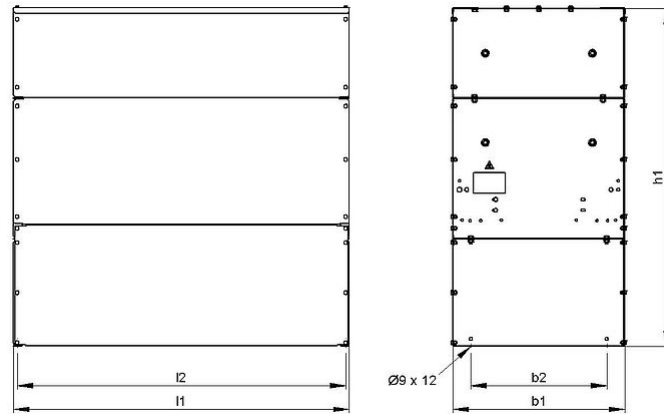
STG 3x2 | 60.0 kW
Steel Grid Resistor



Article-No.		ds1000 1320
Type		STG 342
Pulse Power (kW) $T_a \sim 40\text{ °C}$ *referred to a cycle duration of 120s Approximate value (depending on resistance)	ED 6 %*	474
	ED 15 %*	252
	ED 25 %*	180
	ED 40 %*	132
Nominal continuous power (kW) $T_a \sim 40\text{ °C}$		60
Resistance Values at 20°C (Ohm)		0.8 - 16
Tolerance of resistance at 20°C		±10 %
Degree of protection (EN 60529) (in the accordingly screwed on state)		IP 20
Max. permissible operating voltage		EN 1000 V DC
Cooling		natural convection
Housing temperature at nominal continuous power $T_a \sim 40\text{ °C}$		≤250 °C
Electrical terminal		bolt clamp M6, M8, M10, M12 / PE M6, M8, M10
Operation temperature range		-25 ... +40 °C
Testing voltage		2.7 kV AC 1 s
Approvals/markings		CE
Mounting positions		

Subject to technical modifications

DATA SHEET



Article-No.		ds1000 1320
Type		STG 342
Length [mm]	l1	940
	l2	920
Width [mm]	b1	≤485
	b2	380
Height [mm]	h1	≤1240
Weight approx. [kg]		113
Last update		2016-01-26

Mounting instruction:

The resistor should be protected by appropriate safety measures against overloading.

Do not mount the resistor with any obstruction in the air inlet or air outlet area.

The resistor has to be grounded.